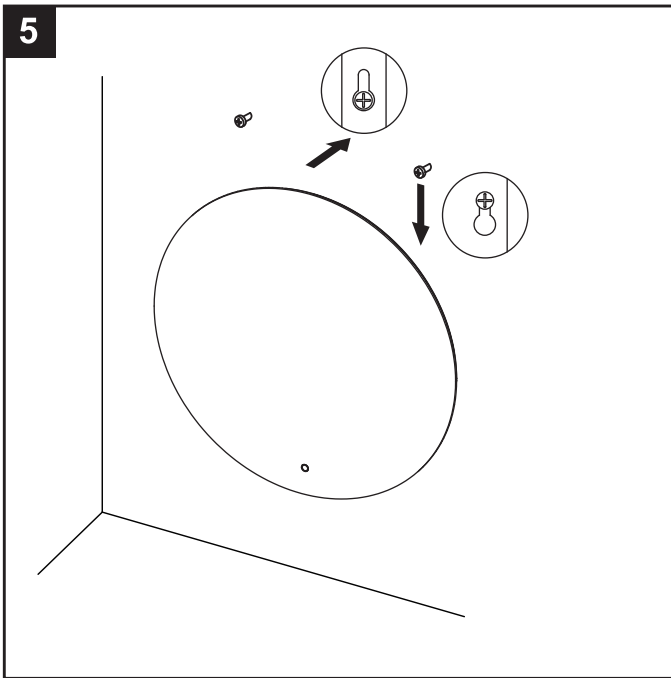


5



V453164

| | |
|----------------------|-------------|
| Input/Spannug/Napon | 12.6W |
| CCT | 6500K |
| Ra | ≥ 90 |
| Power/Leistung/Snaga | 15W |
| Lumen | 1300-1500lm |





V453165


| | |
|----------------------|-------------|
| Input/Spannug/Napon | 17.1W |
| CCT | 6500K |
| Ra | ≥ 90 |
| Power/Leistung/Snaga | 20W |
| Lumen | 1800-2000lm |

V455261



| | |
|----------------------|-------------|
| Input/Spannug/Napon | 21.6W |
| CCT | 6500K |
| Ra | ≥ 90 |
| Power/Leistung/Snaga | 30W |
| Lumen | 2150-2350lm |


CE RoHS   IP44

-  Cut off power before installation
-  Vor Installation bitte Strom abschalten
-  Pred montažo izklopite napajanje
-  Molimo isključite napajane prije instaliranja






6

Press the icon  shortly to control on / off the lighting
 Press and hold the icon  to change the brightness 10%-100%

Drücken Sie kurz  auf das Symbol, um die Beleuchtung e in-/auszuschalten

Halten Sie das Symbol  um die Helligkeit um 10 % bis 100 % zu ändern

Za vklop  izklop osvetlitve na kratko pritisnite ikono
 Pritisnite in držite ikono  za spremembo svetlosti 10%-100%

Pritisnite oznaku  kratko kako bi upalili ili ugasili svijetlo.

Pritisnite i držite ikonu  za promjenu svijetlosti između 10%-100%.

