

VOXORT

Installation instruction

Upute za montažu

Navodila za montažo

PURE

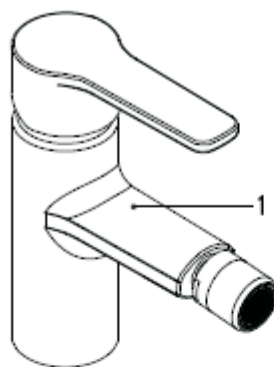
VOXORT Bidet mixer PURE 111400

VOXORT Miješalica za bide PURE 111400

Order no / Šifra: N12172

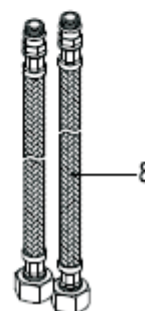
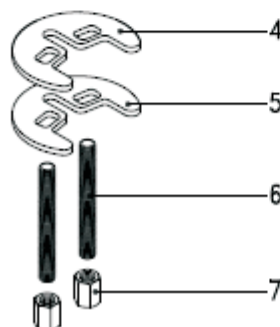
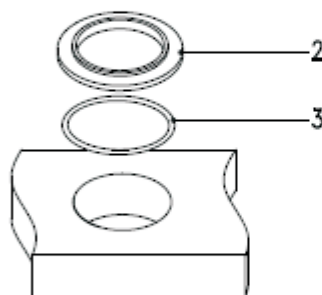
EN – Mounting instruction

- 1.) Fix 2pcs flexible hose (8) for water inlet onto the mixer body (1).
- 2.) Fix the o-ring (3) onto the bottom ring of the base (2), and then screw 2pcs pole (6) onto the mixer body (1).
- 3.) Put the mixer body (1) onto the bidet.
- 4.) Put the rubber washer (4) and iron washer (5) onto the screw pole (6), then screw the nut (7) onto the screw pole (6) to fix the mixer body (1).



HR – Upute za montažu

- 1) Učvrstite 2 komada fleksibilnih crijeva (8) za ulaz vode na tijelo miješalice (1).
- 2) Stavite O- brtvu (3) na donji kolot podloge (2) i postavite navoje (6) na tijelo miješalice.
- 3) Stavite miješalicu (1) na bide.
- 4) Stavite gumenu brtvu (4) i metalnu brtvu (5) na navoje te zatim postavite maticu (7) na navoj (6) te učvrstite miješalicu (1)



SLO – Navodila za montažo

- 1.) 2 kosa fleksibilnih črev (8) pritrдите za vhod vode na telo mešalnika (1).
- 2.) O-tesnilo (3) pritrдите na spodnji obroč podloge (2) in postavite navoje (6) na telo mešalnika
- 3.) Mešalnik (1) postavite na bide.
- 4.) Gumijasto tesnilo (4) in kovinsko tesnilo (5) postavite na navoje in nato postavite matico (7) na navoj (6) ter pritrдите mešalnik (1).

Fero-Term d.o.o.
Gospodarska 17,
10255 D.Stupnik, HR
Tel.+385 1 434 3116
info@fero-term.hr

Fero-Term - Slovenia
Kajuhova 32T
10000 Ljubljana, SLO
info@fero-term.si

Servis:
Fero-Term d.o.o.
Gospodarska 17,
10255 D. Stupnik, HR
01/ 434-3116
servis@fero-term.hr