

Data Sheet

Danfoss Redia® thermostatic sensors series

Application



The Danfoss Redia® series is a comprehensive portfolio of premium quality thermostatic sensors, produced in Denmark.

The Danfoss Redia® thermostat uses liquid-filled technology, that gives fast reaction time and compact sensor size to fit most applications.

The Danfoss Redia® thermostat is installed onto a radiator valve. The combination of the thermostat and radiator valve, controls the individual room temperature at a given setpoint by adjusting the flow of hot water through the radiator.

The Danfoss Redia® thermostat is applicable to all types of heating applications, including applications with small calculated P-band.

Danfoss Redia® series includes:

- Standard thermostats with built-in or remote sensor
- Variants with connection for radiator valves and radiators with integrated valves, type Danfoss RA
- Variants with M30x1.5 connection for radiator valves and radiators with integrated valves
- Variants with connection for Danfoss valves, type Danfoss RTD
- Variants with M28x1.0 connection for Herz radiator valves

Features:

- Liquid-filled thermostat with precise temperature control
- Fast reaction time in thermostatic sensor category
- Highest-class Control Accuracy (CA 0.2 K) per amended EN215
- Danfoss RA Click mount - fast, save, tool-less
- Modern and user-friendly design
- Easy to operate, easy to clean
- Facilities designed for the visually impaired
- Facilities for limiting and locking temperature set-point
- Frost protection setting
- A theft protection, from factory or available as accessory

Quality



Danfoss Redia® thermostatic sensors are certified according to the European standard EN 215.

All Danfoss radiator thermostats are manufactured in factories, assessed and certified by by BVC (Bureau Veritas Certification) against ISO 9001 and ISO 14001.

Datasheet

Danfoss Redia® Thermostatic sensors series






Technical data

Type	Sensor	Response time	Differential pressure influence (D)	Hysteresis (C)	Water temperature influence (W)	Control Accuracy (CA)
Redia RA	Built-in	18 mins	0.10 K	0.20 K	0.68 K	0.2 K
Redia RA	Remote	22 mins	0.10 K	0.20 K	0.40 K	0.2 K
Redia M30	Built-in	18 mins	0.10 K	0.40 K	0.48 K	0.2 K

Ordering and Specification

Type	Model	Sensor	Cap. tube	Set point range	Connection	Zero blocking	Limiter pins	Theft protection	EN215 Certified	Code no.
Redia RA	Standard	Built-in		8-28°C	RA		✓		✓	015G3390
Redia RA	Standard	Built-in		8-28°C	RA	✓	✓		✓	015G3398
Redia RA	Standard	Built-in		8-28°C	RA	✓	✓		✓	015G3898
Redia RA	Standard	Built-in		8-28°C	RA		✓	✓	✓	015G3380
Redia RA	Standard	Built-in		8-28°C	RA	✓	✓	✓	✓	015G3388
Redia RA	Standard	Remote	0-2 m	8-28°C	RA		✓		✓	015G3392
Redia RA	Standard	Remote	0-2 m	8-28°C	RA		✓	✓	✓	015G3382
Redia RA	Limited	Built-in		16-28°C	RA		✓		✓	015G3396
Redia RA	Limited	Built-in		16-28°C	RA		✓		✓	015G5334
Redia RA	Limited	Built-in		8-19,5°C	RA		✓	✓		015G5320
Redia RA	Limited	Built-in		8-21°C	RA		✓	✓	✓	015G5421
Redia RA	Limited	Built-in		8-22°C	RA		✓	✓	✓	015G5422
Redia RA	Limited	Built-in		8-23°C	RA		✓	✓	✓	015G5423
Redia RTD	Service	Built-in		8-28°C	RTD	✓	✓			015G3350
Redia RTD	Serv./Ltd	Built-in		16-28°C	RTD		✓			015G3356
Redia M30	Standard	Built-in		8-28°C	M30x1.5		✓			015G3330
Redia M30	Standard	Built-in		8-28°C	M30x1.5	✓	✓			015G3338
Redia M30	Standard	Built-in		8-28°C	M30x1.5	✓	✓		✓	015G3339
Redia M30	Standard	Remote	0-2 m	8-28°C	M30x1.5		✓			015G3332
Redia M30	Limited	Built-in		16-28°C	M30x1.5		✓			015G3336
Redia Herz	Standard	Built-in		8-28°C	M28x1.0		✓			015G3337

Accessories

Accessories	Code no.
 Anti-theft plug for snap-lock sensors, white (20 pcs.)	013G5245
 Blocking pin (130 pcs.)	013G5199
 Toolkit comprising Allen key & locking pin tool	013G1236
 Theft protection for M30 sensors (10 pcs.)	013G5287
 Partner clip	015G3900

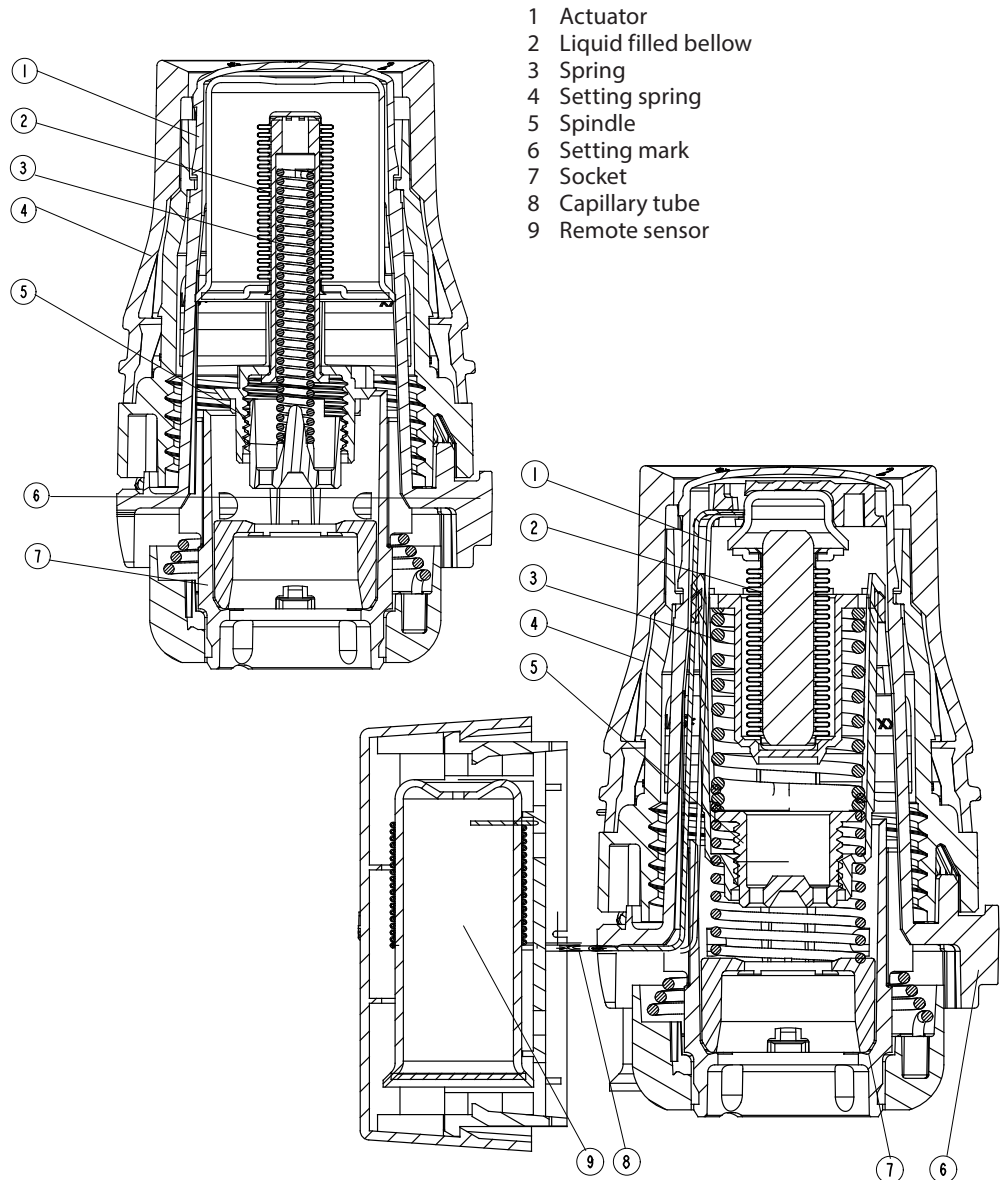
Datasheet

Danfoss Redia® Thermostatic sensors series

Accessories (Cont.)

	Angle adapter for Danfoss RA sensors	013G1350
	Angle adapter for M30 x 1.5 connection	013G1360

Construction



Operating Principle

Thermostatic sensors are proportional controls, regulating the heat supply in relation to the difference between the temperature set on the sensor and the temperature of ambient air, detected by the thermostat.

The thermal expansion element (bellow) responds to room temperature by expanding or contracting proportionally. The movement is transmitted onto the control element of the thermostatic valve.

The thermostatic sensor controls the amount of water which flows into radiator to the suitable flow level that is required to maintain the room temperature on the set level.

Danfoss Redia® series of thermostatic sensors are fitted with liquid-filled bellows, ensuring fast response time to changing ambient temperature.

Datasheet

Danfoss Redia® Thermostatic sensors series

Setting the temperature

The required room temperature is set by turning the setting dial. The temperature scales below shows the correlation between scale values and the room temperature. The temperature values stated are for guidance only as the obtained room temperature will often be influenced by installation conditions.

Locking and limitation of the temperature set-point of ther Danfoss Redia® RA thermostats are carried out using the limiter buttons placed at the side of the sensor.

The procedure is described in the instruction.

Danfoss Redia®



Setting position

❄	1	2	3	4	5
8	12	16	20	24	28 °C

Room temperature

❄ = Frost protection setting

Danfoss Redia® 015G5421



Setting position

❄	1	2	3
8	12	16	20 °C

Room temperature

❄ = Frost protection setting

Danfoss Redia® 015G5422



Setting position

❄	1	2	3
8	12	16	20 °C

Room temperature

❄ = Frost protection setting

Danfoss Redia® 015G5423



Setting position

❄	1	2	3	
8	12	16	20 °C	

Room temperature

❄ = Frost protection setting

Danfoss Redia® 015G3396



Setting position

		2	3	4	5
		16	20	24	28 °C

Room temperature

Danfoss Redia® 015G5320



Setting position

❄	1	2	
7.5	11.5	15.5	19.5 °C

Room temperature

❄ = Frost protection setting

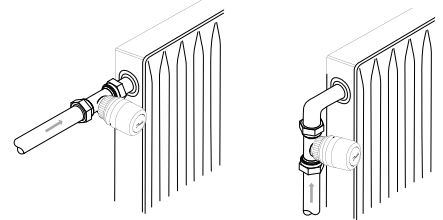
Choose the right sensor

The thermostatic sensor should be selected on the basis of the following criteria:

The thermostat must always be able to register the temperature of the ambient air.

Radiator thermostats with built-in sensors

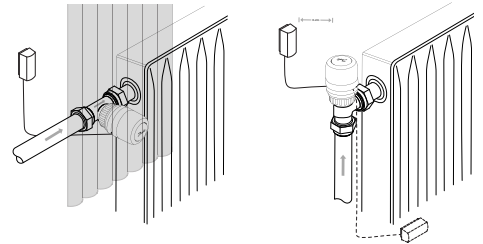
These should always be fitted horizontally so that the ambient air can pass freely over the sensor. Danfoss does not recommend the fitting of a built-in sensor in vertical position because heat effect from the valve body and possibly surface pipes will cause incorrect operation of the thermostat.



Radiator thermostats with remote sensor

These should be used when:

- Curtains cover the thermostat
- Thermostat is affected by surface pipes
- Thermostat is affected by draught
- It is necessary to mount the thermostat in vertical position if there are adjacent obstructions.



The remote sensor must be mounted on the wall, away from curtains, or on the skirting board beneath the radiator if free of surface pipes.

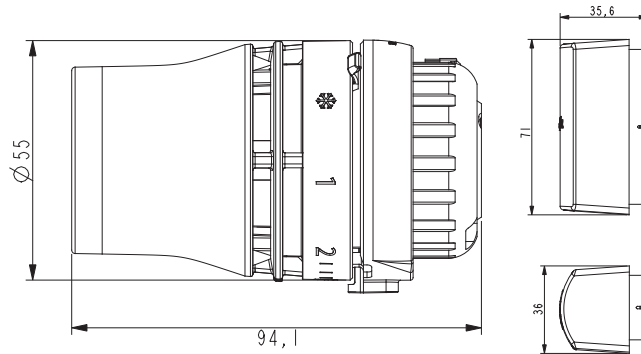
All remote sensors are now supplied with ultra-thin capillary tube. Simply pull out the length required (2 m maximum) and fix using clips provided or a special tacker gun.

Datasheet

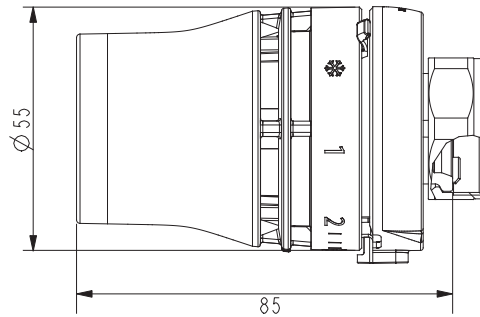
Danfoss Redia® Thermostatic sensors series

Dimensions

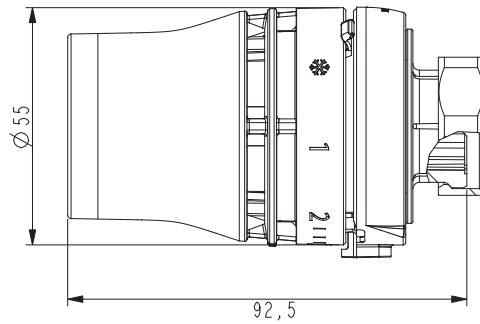
Danfoss Redia® RA
with remote sensor



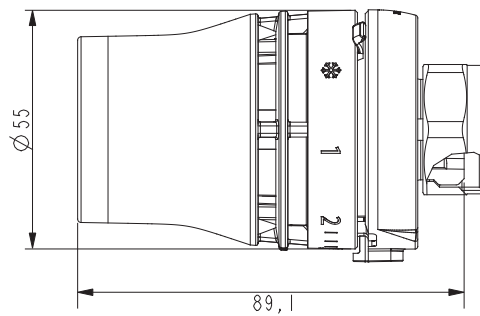
Danfoss Redia® RTD



Danfoss Redia® M30



Danfoss Redia® Herz



Climate Solutions • danfoss.com • +45 7488 2222

Any information, including, but not limited to information on selection of product, its application or use, product design, weight, dimensions, capacity or any other technical data in product manuals, catalogues, descriptions, advertisements, etc. and whether made available in writing, orally, electronically, online or via download, shall be considered informative, and is only binding if and to the extent, explicit reference is made in a quotation or order confirmation. Danfoss cannot accept any responsibility for possible errors in catalogues, brochures, videos and other material. Danfoss reserves the right to alter its products without notice. This also applies to products ordered but not delivered provided that such alterations can be made without changes to form, fit or function of the product. All trademarks in this material are property of Danfoss A/S or Danfoss group companies. Danfoss and the Danfoss logo are trademarks of Danfoss A/S. All rights reserved.