



LOCKSHIELD PLUS DESIGN SPECIAL FOR AMBIENCES MORE COLORS AND FINISHES

Lockshield plus has been designed to merge with the most Avant-garde bath ambiances.

- Same reliability and security as the classical LOCKSHIELD PLUS, but with a touch of design: double EPDM stem o-ring and riveted body to avoid the stem manipulation.
- Two colors, black and White and one Surface finished, polished Chrome plating.
- Knurled coupling Thread keep the sealant in place, making the installation to the radiator easier.
- Lockshield with metallic cap.



LOCKSHIELD PLUS DESIGN

PRODUCT DESCRIPTION:

Lockshield for two pipes heating systems. They stop the flow help during the maintenance tasks, allow the water flow regulation and control in the radiators, adjusting the thermal comfort of the space where they installed.

PRODUCT SCOPE:

For use in two pipes individual or collective heating systems. They are available for different pipe connections: thread pipes, copper pipes and multilayer pipes both with compression system.

AVAILABLE KITS

Válvulas Arco recommends to purchase the kit (valve+ lockshield), to achieve a perfect combination in colors and finishes.

KCM20/KCM20B/KCM20N - Pack Manual angle valve for copper - Compression

KCM21/KCM21B/KCM21N - Pack Manual angle valve for multilayer - Compression

KCM22/KCM22B/KCM22N - Pack Manual angle valve - Thread

KCM23/KCM23B- Pack Manual straight valve -Thread





FICHA TÉCNICA TEIDE PLUS DISEÑO

GENERAL DIMENSIONS, PRESSURE AND TEMPERATURE:

Radiator Connection (E)	Pipe connection (C)	A (mm)	B (mm)	D (mm)	Weight (gr)	PN (bar)	Temperature (°C)*
1/2"	Cobre 15	23	29	50	180	10	0-110
1/2"	16x2,00**	23	29	50	190	10	0-110
1/2"	1/2"	23	21	50	174	10	0-110

Thread according to ISO228

*Excluded Frozen.

**Multilayer pipe

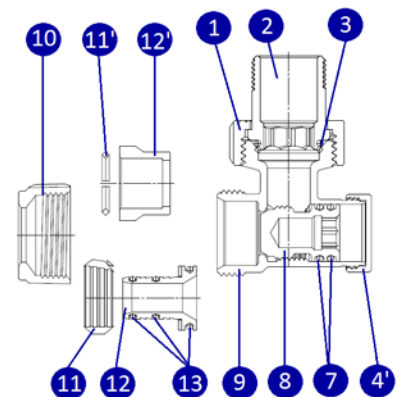
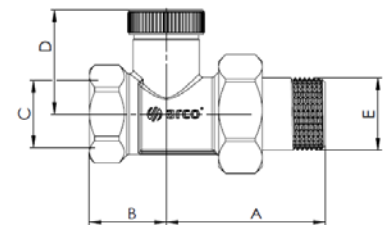
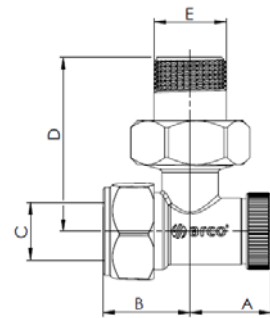
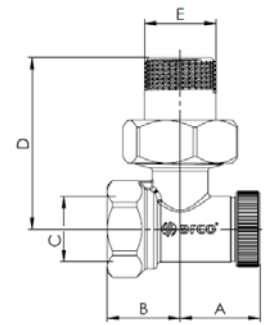
Radiator Connection (E)	Pipe connection (C)	A (mm)	B (mm)	D (mm)	Weight (gr)	PN (bar)	Temperature (°C)*
1/2"	1/2"	46	22	30	170	10	0-110

Thread according to ISO228

*Excluded Frozen.

MATERIALS:

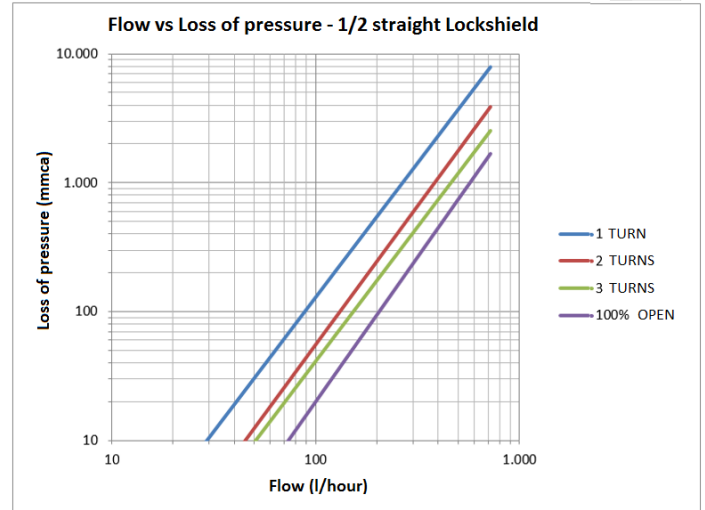
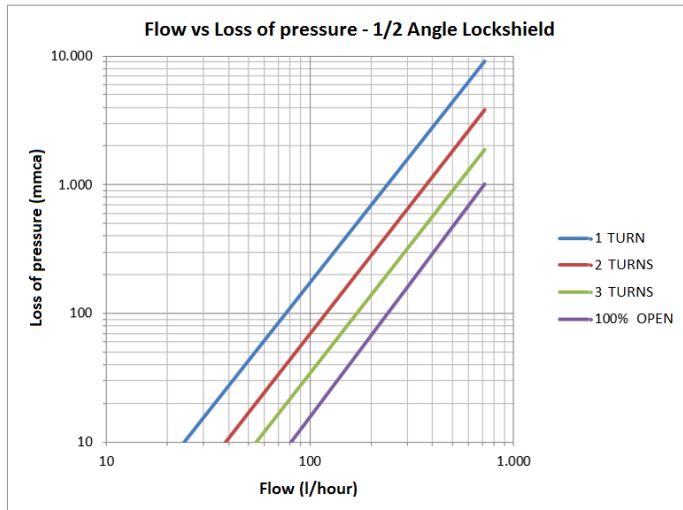
Item	Component	Material	Surface finished
1	Nut	Brass CW617N	Chrome/Black/White*
2	Coupling	Brass CW614N	Cromado
3	O-ring	NBR	-
4'	Cap	Brass CW614N	Chrome/Black/White*
7	O-ring	EPDM	-
8	Stem	Brass CW617N	-
9	Body	Brass CW617N	Chrome/Black/White*
10	Nut	Brass CW617N	Chrome/Black/White*
11	Bicone	Brass	-
11'	Ring	Brass	-
12	Bicone	NBR	-
12'	Bicone	NBR	-
13	O-ring	NBR	-





TECNICAL DATA

Hydraulic features/Loss of pressure

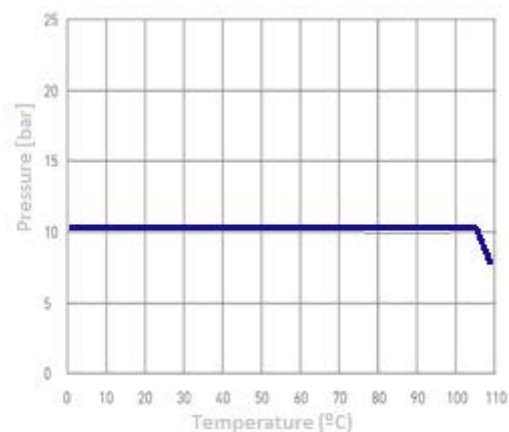


Fluid compatibility

Fluid	Compatibility
Water	Good
Glycol	Good
Air	Do not use
Oils	Do not use

Other fluids, please contact our technical department.

Pressure vs temperature:



INSTALLATION INSTRUCTIONS:

Lockshield installation must be done using the properly tooling, always place the lockshield as close as possible to the radiator, that will avoid excessive bending on them.

For threading the coupling use a 12 mm allen key; coupling thread must be cover with PTFE our other sealing method, before installing. The coupling nut may be tighten using a 30 mm spanner. In case of using a lockshield with thread connection to the pipe, may be used a 23 mm spanner. In the other hand if the connection to the pipe is compression, a 27 mm spanner may be used. Tooling may hold always the flat faces of the body or the nut, always avoid deformations due to an excessive torque. Do not manipulate the valve or lockshield inner components, it may appear malfunctions or leaks may appear.

For balancing the lockshield, first remove the cap, after that using an 8 mm allen key, open (turn anti clock wise) or close (turn anti clock wise) it according our installation requirements.



Every product has an impact on the environment during all stages of its life-cycle, including final disposal. All components of these valve can be recycled, deposit the valve in a green or recycled point when no longer useful. Válvulas Arco S.L. reserves the right to change our products and specifications at any time and without prior notice

20-031