

Actuators

AVC | AVC S | AVC R | AVC RS | AVC Y

Presentation



AVC actuators are intended for the control of rotary mixing and ball valves.

Typical application

- For controlling mixing valves in heating or cooling systems.
- Switchover between heating and cooling.
- Switchover between heating and domestic hot water heating.
- Switchover between various heat sources.
- In solar systems.
- In domestic hot water heating systems.
- Controls ventilation system elements.
- As a component in central heating devices.

Features

- Robust construction.
- Four possible installation positions.
- Actuator protection in case of mixing valve blockage.
- Signalisation of operation with LED technology.
- It can be installed on rotary mixing or ball valves.
- Possibility of a proportional control of mixing valves.
- Option of an adjustable auxiliary switch for activating the circulation pump in any actuator position.

Description of settings buttons



- 1 - Manual operation clutch.
- 2 - LED display - rotating the valve to left.
- 3 - LED display - AUX switch is ON.
- 4 - LED display - rotating the valve to right.
- 5 - Button.

Typical application	AVC	AVC S	AVC R	AVC RS	AVC Y
For controlling mixing valves in heating or cooling systems	●	●	—	—	—
Switchover between heating and cooling	—	—	●	●	—
Switchover between heating and domestic hot water heating	—	—	●	●	—
Switchover between various heat sources	—	—	●	●	—
In solar systems	—	—	●	●	—
In domestic hot water heating systems	●	●	●	●	—
Controls ventilation system elements	—	—	—	—	●
Various other central heating devices	●	●	●	●	●
Torque					
5 Nm	●	●	●	●	—
10 Nm	●	●	●	●	●
15 Nm	●	●	●	●	●
Operation mode					
Two-point	—	—	●	●	—
Three-point	●	●	—	—	—
Proportional	—	—	—	—	●
Pump OFF switch					
Adjustable auxiliary switch for activating/deactivating the circulation pump in any position	—	●	—	●	—
Possible running speeds					
15 s / 90°	●	●	—	—	●
30 s / 90°	●	●	●	●	●
60 s / 90°	●	●	●	●	●
120 s / 90°	●	●	●	●	●
240 s / 90°	●	●	●	●	—
480 s / 90°	●	●	●	●	●
Power supply					
230 V~, 50 Hz	●	●	●	●	—
24 V~, 50 Hz	●	●	●	●	—
24 V- / 24 V=	—	—	—	—	●
Possible variants of the manual turning lever					
Button	●	●	●	●	●
Lever	●	●	●	●	●
Only valve position indicator	●	●	●	●	●
Protection					
Actuator protection in case of mixing valve blockage	●	●	●	●	●
Operation display					
LED display of the mixing valve turning direction	●	●	●	●	●

Outlined functions





Signalisation of operation

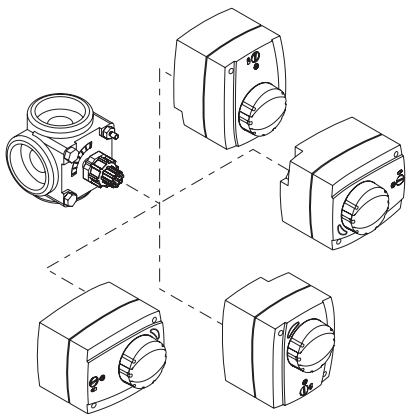
The signalisation of operation with LEDs on the actuator shows the direction in which the mixing valve is moving. The user always has an overview whether the actuator is stationary or moving.



Manual mode clutch

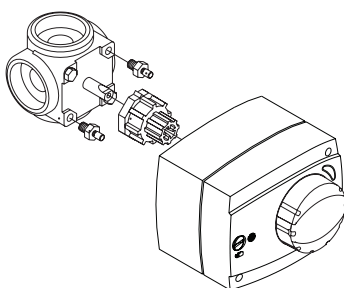
When the button is in the  position, the actuator operates automatically.

When the button is in the  position, the valve position can be set with a button or the manual turning lever.



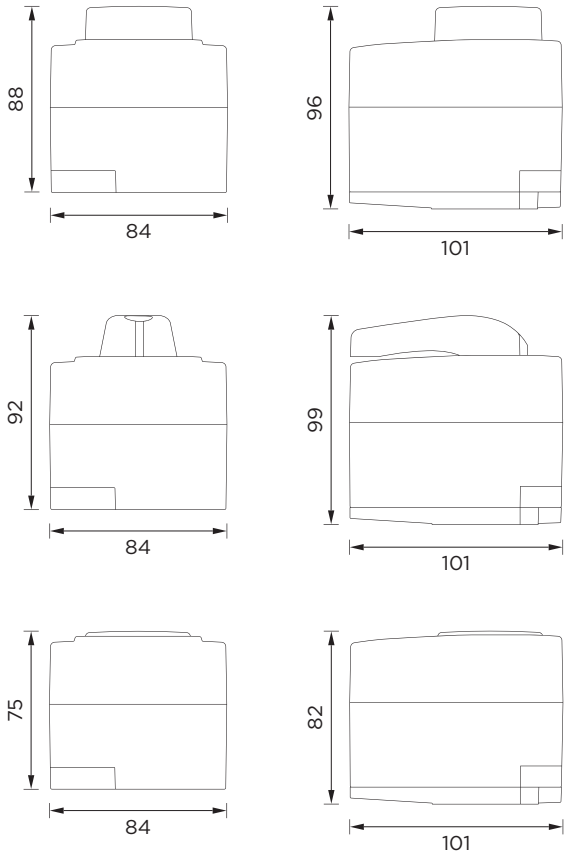

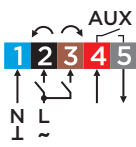

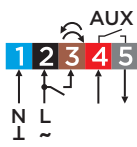

Four possible installation positions


The AVC actuator can be installed on the mixing valve in four positions (upper, lower, left, right).




Direct installation onto more than 20 different valves

The actuators are available with suitable accessories, which enable direct installation onto more than 20 mixing valves of different manufacturers.

Technical specifications	AVC	AVC S	AVC R	AVC RS	AVC Y
Connection voltage	230 V- or 24 V-				
Own consumption	<5 W				
Auxiliary pump OFF switch	230 V-, 3 A				
Degree of protection	IP42				
Safety class	II for the voltage of 230 V- III for the voltage of 24 V-				
Housing material	PC - dark grey				
Standard cable length	2 m				
Operating temperature	0÷50 °C				
Storage temperature	-20÷75 °C				
Product weight	390÷860 g				
No. of pieces in the packaging unit	24 pcs				
Dimensions					
Electrical connection					

Item	Order code	Description
	Three-point actuator AVC	
	1AVC0532M210-030	Actuator SELTRON AVC05, 3-point, 5 Nm, 2 min, 230 V-
	Three-point actuator AVC S - with an end-limit switch	
	1AVC05C2M210-030	Actuator SELTRON AVC05S, 3-point, with a switch, 5 Nm, 2 min, 230 V-
	1AVC15C2M220-030	Actuator SELTRON AVC15S, 3-point, with a switch, 15 Nm, 2 min, 230 V-
	Two-point actuator AVC R	
	1AVC0521M210-030	Actuator SELTRON AVC05R, 2-point, 5 Nm, 1 min, 230 V-
	Two-point actuator AVC RS - with an end-limit switch	
	1AVC05B1M210-030	Actuator SELTRON AVC05RS, 2-point, with a switch, 5 Nm, 1 min, 230 V-
	1AVC15B1M220-030	Actuator SELTRON AVC15RS, 2-point, with a switch, 15 Nm, 1 min, 230 V-
	Proportional actuator AVC 10Y	
	1AVC10Y1M510-030	Actuator SELTRON AVC10Y, proportional, 10 Nm, 1 min, 24 V-

Accessories

	1ASCAVMSA000+NNO	Seltron, Acaso, Brv, Esbe, Hora, Imit, Imp, Ivar, Paw, Somatherm, Wip (5Nm) (basic version for AVC05)
	1ASCAVMSB000+NNO	Seltron, Acaso, Brv, Esbe, Hora, Imit, Imp, Ivar, Paw, Somatherm, Wip (10Nm+) (basic version for AVC10 and AVC15)
	1ASCAVMSC000+NNO	Centra - type DR/ZR
	1ASCAVMSD000+NNO	Centra - type DRU
	1ASCAVMSE000+NNO	Landis & Gyr, Siemens - type VBI, VBF
	1ASCAVMSF000+NNO	Meibes, Wita
	1ASCAVMSG000+NNO	Esbe VRG
	1ASCAVMSH000+NNO	Firšt
	1ASCAVMSI000-NNO	Honeywell - type V5442.., type V5433..
	1ASCAVMSJ000-NNO	Paw K32, K33, K34
	1ASCAVMSK000+NNO	Danfoss HRB3
	1ASCAVMSM000-NNO	Ball valve ISO5211, F03, L (9 mm)
	1ASCAVMSN000-NNO	Ball valve ISO5211, F03, L (11 mm)
	1ASCAVMSO000-NNO	Ball valve Belimo R2..xx-S.., F04, L (10 mm)

Seltron d.o.o.
Tržaška cesta 85 A
SI-2000 Maribor
Slovenia

T: +386 (0)2 671 96 00
F: +386 (0)2 671 96 66
sales@seltron.eu
www.seltron.eu