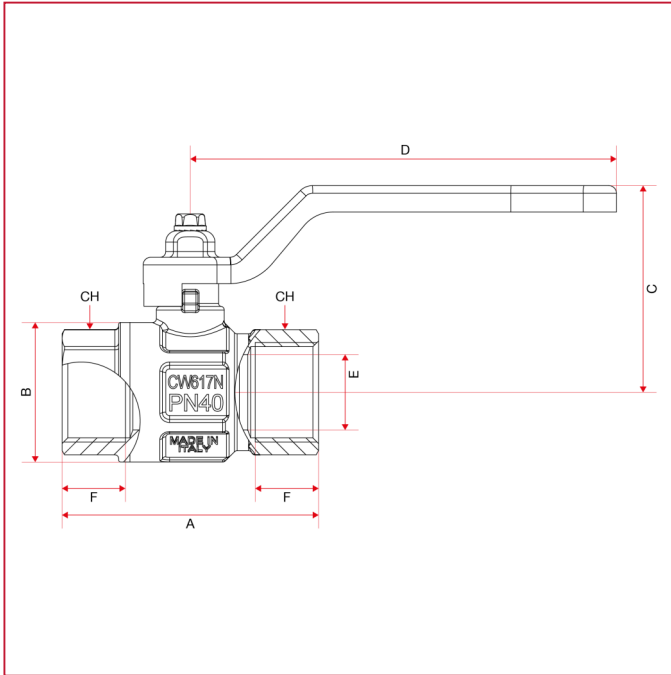




FULL FLOW GAS BALL VALVES: LONDON

066 London ball valve, full flow

OVERALL DIMENSIONS



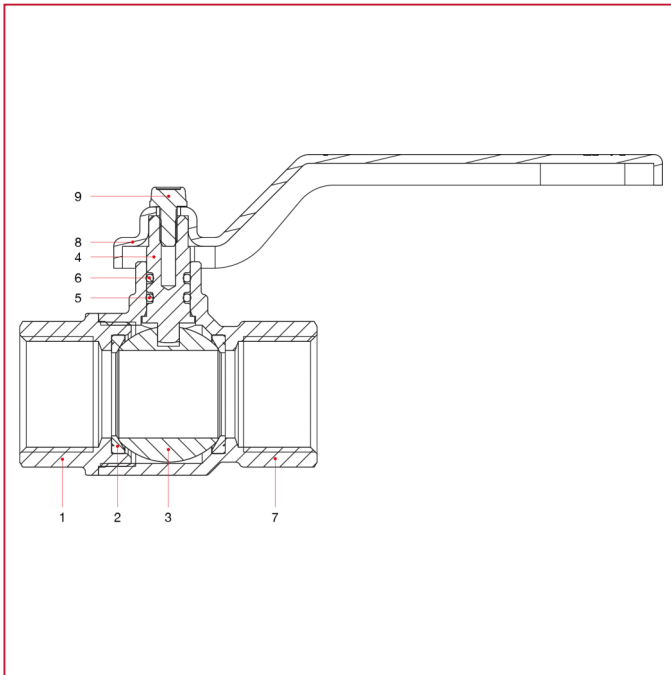
	1/4"	3/8"	1/2"	3/4"	1"	1"1/4	1"1/2	2"	2"1/2	3"	4"
DN	8	10	15	20	25	32	40	50	65	80	100
A	49,5	52,4	61	68	85	99,5	109	130	148	168	204
B	23,5	24	30,5	37	45,5	58	71	85	122	142	180
C	37,3	37,3	48,8	54,8	56,8	75	90,3	97,3	126,75	135,75	153,75
D	80	80	88,5	113	113	138	157,8	157,8	250	250	250
E	10	10	15	20	25	32	40	50	65	80	100
F	11	11,4	15	16,3	19,1	21,4	21,4	25,7	25	27,5	30
CH	18	21	25	31	38	47	54	66			
Kg/cm ² bar	5	5	5	5	5	5	5	5	18	16	14
LBS - psi	72,5	72,5	72,5	72,5	72,5	72,5	72,5	72,5	261	232	203



FULL FLOW GAS BALL VALVES: LONDON

066 London ball valve, full flow

MATERIALS sizes 1/4" through 3/8"

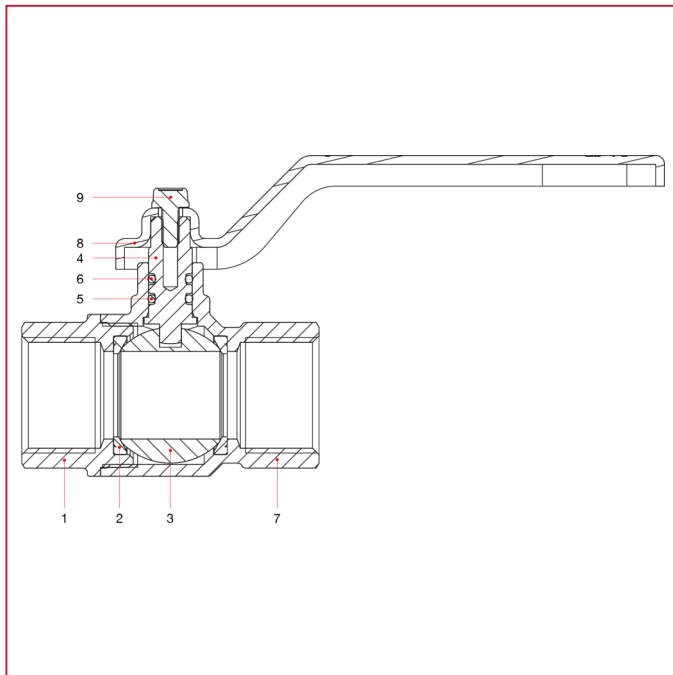


POS.	DESCRIPTION	N.	MATERIAL
1	Female end adapter	1	Nickel-plated brass CW617N
2	Seat	2	P.T.F.E.
3	Ball	1	Chrome-plated brass CW614N
4	Stem	1	Brass CW614N
5	O-ring	1	NBR
6	O-ring	1	Viton®
7	Body	1	Nickel-plated brass CW617N
8	Lever	1	Varnished steel P04
9	Screw	1	Zinc-plated steel C4C



FULL FLOW GAS BALL VALVES: LONDON

MATERIALS sizes 1/2" through 2"

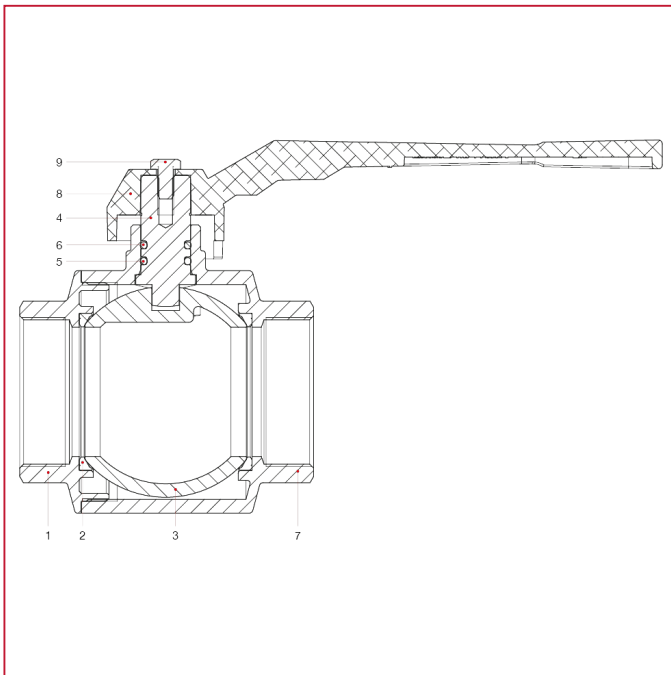


POS.	DESCRIPTION	N.	MATERIAL
1	Female end adapter	1	Nickel-plated brass CW617N
2	Seat	2	P.T.F.E.
3	Ball	1	Chrome-plated brass CW617N
4	Stem	1	Brass CW614N
5	O-ring	1	NBR
6	O-ring	1	Viton®
7	Body	1	Nickel-plated brass CW617N
8	Lever	1	Varnished steel P04
9	Screw	1	Zinc-plated steel C4C



FULL FLOW GAS BALL VALVES: LONDON

MATERIALS sizes 2"1/2 through 4"



POS.	DESCRIPTION	N.	MATERIAL
1	Female end adapter	1	Nickel-plated brass CW617N
2	Seat	2	P.T.F.E.
3	Ball	1	Chrome-plated brass CW617N
4	Stem	1	Brass CW614N
5	O-ring	1	NBR
6	O-ring	1	Viton®
7	Body	1	Nickel-plated brass CW617N
8	Lever	1	Aluminium
9	Screw	1	Zinc-plated CB4 FF (C34)